

# Ronstan Indian Ocean Dinghy Classic 2011 - Race Area 1

## Fremantle Sailing Club Junior & Dinghy Racing Section

### 29er Fleet

Sailed: 9, Discards: 2, To count: 7, Entries: 6, Scoring system: Appendix A

Rank	Nat	SailNo	Boat	HelmName	CrewName	Fleet	Club	Race 1	Race 2	Race 3	Race 4	Race 5	Race 6	Race 7	Race 8	Race 9	Total	Nett
1st		1290	Got Pace	Max Giudice	Hayden Hueit	29er	RFBYC	1.0	(2.0)	1.0	1.0	2.0	2.0	(3.0)	1.0	1.0	14.0	9.0
2nd		1922	Pink Panther	Alicia Spencer	Cameron Dunn	29er	TCYC	1.5 RDG	1.5 RDG	1.5 RDG	1.5 RDG	1.5 RDG	1.0	1.0	(2.0)	(2.0)	13.5	9.5
3rd		270	Firepower	Alex Negri	Bayden Schute	29er	RFBYC	3.0	1.0	(4.0)	2.0	3.0	3.0	(4.0)	3.0	3.0	26.0	18.0
4th		754	Evolv	Scott Lewis	Nick Garbin	29er	TCYC	(7.0 DNC)	(7.0 DNC)	2.0	3.0	1.0	4.0	2.0	4.0	4.0	34.0	20.0
5th		1291	Fasten Your Seatbelts	Lauren Dawson	James Dawson	29er	EFYC/RFBYC	2.0	3.0	3.0	4.0	4.0	(5.0)	(7.0 DNC)	5.0	5.0	38.0	26.0
6th		1002	Dark Magic	Tom Gilmour	David Atwell	29er	RFBYC	(7.0 DNC)	4.0	5.0	(7.0 DNF)	7.0 DNC	7.0 DNF	5.0	6.0	6.0	54.0	40.0

### Flying Ant Fleet

Sailed: 9, Discards: 2, To count: 7, Entries: 9, Scoring system: Appendix A

Rank	Nat	SailNo	Boat	HelmName	CrewName	Fleet	Club	Race 1	Race 2	Race 3	Race 4	Race 5	Race 6	Race 7	Race 8	Race 9	Total	Nett
1st		539	Lightning Jack	Jack Kelly	Owen Ready	Flying Ant	SSC	1.0	2.0	1.0	1.0	1.0	1.0	1.0	(5.0)	(3.0)	16.0	8.0
2nd		580	Hard Yakka	Shannon Wright	Oliver Medd	Flying Ant	EFYC	3.0	(9.0)	3.0	2.0	(8.0 SCP)	2.0	3.0	2.0	1.0	33.0	16.0
3rd		585	Elusive	Kane Orvad	Ashley Humphreys	Flying Ant	TCYC	(5.0)	1.0	2.0	(4.0)	4.0	3.0	4.0	3.0	2.0	28.0	19.0
4th		582	Viper	Bree Spencer	Grace McLaughkin	Flying Ant	TCYC	4.0	3.0	4.0	(7.0)	3.0	6.0	2.0	(8.0)	5.0	42.0	27.0
5th		541	Temporary Insanity	Domenic Mann	Jamie Glaskin	Flying Ant	MBSC	2.0	6.0	(7.0)	6.0	5.0	4.0	(7.0)	1.0	4.0	42.0	28.0
6th		888	Low Profile	Brendon Wright	Lochlan Medd	Flying Ant	EFYC	6.0	4.0	5.0	3.0	7.0	7.0	(8.0)	7.0	(10.0 DNS)	57.0	39.0
7th		527	Fair Dinkum	Nina Kelly	Josephine Kelly	Flying Ant	EFYC	(9.0)	5.0	6.0	5.0	8.0	(9.0)	5.0	6.0	7.0	60.0	42.0
8th		574	Antz Pantz	Nicholas Gale	Jack Hoskins	Flying Ant	EFYC	7.0	7.0	(9.0)	8.0	7.0 DNSO	(10.0 DNSO)	6.0	4.0	6.0	64.0	45.0
9th		532	Antagonist	Hayden Davis	Hayley Clark	Flying Ant	TCYC	8.0	8.0	8.0	(9.0)	(9.0)	8.0	9.0	9.0	8.0	76.0	58.0

### Formula Windsurfer Fleet






Sailed: 9, Discards: 2, To count: 7, Entries: 1, Scoring system: Appendix A

Rank	Nat	SailNo	Boat	HelmName	Fleet	Club	Race 1	Race 2	Race 3	Race 4	Race 5	Race 6	Race 7	Race 8	Race 9	Total	Nett
1st		133	AUS 133	Peter Hora	Formula Windsurfer	WWA	1.0	1.0	(2.0 DNF)	(2.0 DNC)	2.0 DNC	1.0	1.0	2.0 DNC	2.0 DNC	14.0	10.0

### Laser 4.7 Fleet

























Sailed: 9, Discards: 2, To count: 7, Entries: 7, Scoring system: Appendix A

Rank	Nat	SailNo	Boat	HelmName	Fleet	Club	Race 1	Race 2	Race 3	Race 4	Race 5	Race 6	Race 7	Race 8	Race 9	Total	Nett
1st		27	Big Boy	Conor Nicholas	Laser 4.7	SoPYC/FSC	(4.0)	3.0	2.0	1.0	1.0	1.0	1.0	(5.0)	1.0	19.0	10.0
2nd		30	Cambria	Jack Brett	Laser 4.7	HYC	1.0	1.0	(6.0)	(5.0)	2.0	3.0	3.0	1.0	3.0	25.0	14.0

3rd		29	The Real Thing	Samuel Tennant	Laser 4.7	HYC	3.0	(4.0)	(4.0)	3.0	3.0	2.0	4.0	2.0	2.0	27.0	19.0
4th		154330	Sonic	Lachlan Gilham	Laser 4.7	SoPYC/FSC	2.0	(5.0)	(5.0)	2.0	5.0	4.0	2.0	3.0	4.0	32.0	22.0
5th		170507	Spinifex	Vasco Anfong	Laser 4.7	HYC	(6.0)	2.0	3.0	4.0	4.0	(5.0)	5.0	4.0	5.0	38.0	27.0
6th		28	The Stig	Matthew Lingard	Laser 4.7	SoPYC	5.0	(7.0)	1.0	6.0	6.0	6.0	6.0	(7.0)	6.0	50.0	36.0
7th		8	Escapade	Lee Benjamin	Laser 4.7	FSC	(7.0)	6.0	(8.0 DNF)	7.0	7.0	7.0	7.0	6.0	7.0	62.0	47.0

### Optimist Gold Fleet

Sailed: 9, Discards: 2, To count: 7, Entries: 33, Scoring system: Appendix A

Rank	Nat	SailNo	Boat	HelmName	Fleet	Club	Race 1	Race 2	Race 3	Race 4	Race 5	Race 6	Race 7	Race 8	Race 9	Total	Nett
1st		5121	SIN 5121	Jillian Lee	Optimist Gold	Singapore	2.0	5.0	2.0	1.0	(17.0)	(6.0)	2.0	2.0	1.0	38.0	15.0
2nd		22	SIN 22	Kimberly Lim	Optimist Gold	Singapore	3.0	1.0	1.0	(10.0)	(13.0)	4.0	5.0	1.0	5.0	43.0	20.0
3rd		33	SIN 33	Yukie Yokoyama	Optimist Gold	Singapore	6.0	2.0	3.0	(9.0)	2.0	3.0	1.0	4.0	(34.0 RAF)	64.0	21.0
4th		55	SIN 55	Ryan Lo	Optimist Gold	Singapore	1.0	3.0	4.0	6.0	(18.0)	1.0	11.0	5.0	(34.0 RAF)	83.0	31.0
5th		7	SIN 7	Joshua Mathew Lim	Optimist Gold	Singapore	5.0	7.0	8.0	(12.0)	5.0	2.0	(14.0)	12.0	2.0	67.0	41.0
6th		720	C Dog	Chris Charlwood	Optimist Gold	FSC/SoPYC	8.0	(14.0)	6.0	5.0	6.0	9.0	(13.0)	9.0	3.0	73.0	46.0
7th		3286	SIN 3286	Ryan Teo	Optimist Gold	Singapore	11.0	12.0	10.0	2.0	3.0	(23.0)	8.0	3.0	(34.0 RAF)	106.0	49.0
8th		5168	SIN 5168	Jessica Goh	Optimist Gold	Singapore	10.0	6.0	5.0	4.0	9.0	5.0	(16.0)	11.0	(34.0 RAF)	100.0	50.0
9th		3284	SIN 3284	Reynard Lee	Optimist Gold	Singapore	7.0	4.0	9.0	(16.0)	7.0	15.0	4.0	16.0	(34.0 RAF)	112.0	62.0
10th		5172	SIN 5172	Jia Yi Loh	Optimist Gold	Singapore	(17.0)	(15.0)	15.0	11.0	1.0	8.0	9.0	10.0	9.0	95.0	63.0
11th		5198	SIN 5198	Sammantha Neubro	Optimist Gold	Singapore	12.0	9.0	7.0	(17.0)	10.0	13.0	6.0	(20.0)	11.0	105.0	68.0
12th		4469	SIN 4469	Samuel Neo	Optimist Gold	Singapore	15.0	13.0	14.0	8.0	(20.0)	10.0	3.0	(27.0)	6.0	116.0	69.0
13th		3279	SIN 3279	Edward Tan	Optimist Gold	Singapore	9.0	8.0	11.0	(15.0)	8.0	11.0	(15.0)	13.0	12.0	102.0	72.0
14th		565	WIT	Alistair Young	Optimist Gold	FSC	13.0	11.0	17.0	7.0	(22.0)	14.0	(22.0)	7.0	7.0	120.0	76.0
15th		4450	SIN 4450	Justin Chew	Optimist Gold	Singapore	4.0	10.0	16.0	3.0	15.0	12.0	(17.0)	17.0	(34.0 RAF)	128.0	77.0
16th		728	Opi Poppy	Annabelle Davies	Optimist Gold	SoPYC	14.0	(17.0)	(34.0 DNC)	14.0	12.0	7.0	10.0	8.0	13.0	129.0	78.0
17th		405	Bucca Nia	Nia Jerwood	Optimist Gold	FSC/SoPYC	(20.0)	18.0	19.0	13.0	(27.0)	16.0	7.0	6.0	4.0	130.0	83.0
18th		5131	SIN 5131	Andre Chew	Optimist Gold	Singapore	18.0	19.0	13.0	18.0	4.0	(24.0)	(24.0)	19.0	10.0	149.0	101.0
19th		607	Mavrick	Richard Maher	Optimist Gold	SoPYC/FSC	22.0	16.0	12.0	(25.0)	(26.0)	17.0	12.0	14.0	18.0	162.0	111.0
20th		566	Speedy Gonzalez	Elliot Young	Optimist Gold	FSC	(24.0)	20.0	(23.0)	19.0	23.0	21.0	21.0	15.0	17.0	183.0	136.0
21st		769	The Tardis	Sarah Kirke	Optimist Gold	FSC/SoPYC	23.0	24.0	(28.0)	27.0	19.0	18.0	(34.0 BFD)	23.0	8.0	204.0	142.0
22nd		238	Ndege	Marcus Fisk	Optimist Gold	HYC	19.0	21.0	20.0	(28.0)	16.0	20.0	(26.0)	24.0	22.0	196.0	142.0
23rd		446	Momentum	Zac Littlewood	Optimist Gold	SoPYC/FSC	26.0	(28.0)	21.0	22.0	11.0	(27.0)	19.0	21.0	24.0	199.0	144.0
24th		1045	Tomahawk	Ben Walsh	Optimist Gold	RFBYC/FSC	21.0	(27.0)	27.0	21.0	24.0	(31.0)	20.0	18.0	14.0	203.0	145.0

25th		557	Raptor	James Stewart	Optimist Gold	HYC	(27.0)	25.0	18.0	26.0	(28.0)	25.0	18.0	22.0	23.0	212.0	157.0
26th		800	Voracious	Callum Green	Optimist Gold	FSC	(31.0)	(31.0)	22.0	29.0	14.0	19.0	25.0	28.0	21.0	220.0	158.0
27th		482	Suzie Q	Jayden Dalton	Optimist Gold	SoPYC	(28.0)	22.0	25.0	24.0	25.0	26.0	(29.0)	25.0	15.0	219.0	162.0
28th		501	The Doctor	Harry Kaye	Optimist Gold	FSC	29.0	23.0	(30.0)	(31.0)	21.0	22.0	27.0	29.0	20.0	232.0	171.0
29th		592	Vortex	Josh Edwards	Optimist Gold	MOFSC	(34.0 DNF)	26.0	24.0	(30.0)	29.0	28.0	23.0	26.0	16.0	236.0	172.0
30th		868	Seaweed	Tom Weight	Optimist Gold	RFBYC	30.0	(32.0)	26.0	23.0	(31.0)	29.0	28.0	30.0	19.0	248.0	185.0
31st		455	455	Lucy Torvaldson	Optimist Gold	SoPYC/RPYC	16.0	29.0	29.0	20.0	30.0	(34.0 DNC)	(34.0 DNC)	34.0 DNC	34.0 DNC	260.0	192.0
32nd		338	Terra Rise	Mathew Troncone	Optimist Gold	HYC	25.0	30.0	31.0	(34.0 DNF)	(32.0)	30.0	30.0	31.0	25.0	268.0	202.0
33rd		512	Gone With the Wind 3	Alex Theobald	Optimist Gold	PFSYC	(34.0 DNC)	(34.0 DNC)	34.0 DNC	34.0 DNC	34.0 DNC	34.0 DNC	34.0 DNC	34.0 DNC	34.0 DNC	306.0	238.0

### Optimist Silver Fleet

Sailed: 9, Discards: 2, To count: 7, Entries: 15, Scoring system: Appendix A

Rank	Nat	SailNo	Boat	HelmName	Fleet	Club	Race 1	Race 2	Race 3	Race 4	Race 5	Race 6	Race 7	Race 8	Race 9	Total	Nett
1st		589	Storm Trooper	Rome Featherstone	Optimist Silver	FSC	2.0	(6.0)	1.0	1.0	1.0	2.0	4.0	2.0	(7.0)	26.0	13.0
2nd		649	Hydro Bomb	Campbell Stewart	Optimist Silver	HYC	1.0	(7.0)	2.0	(12.0)	3.0	1.0	1.0	4.0	5.0	36.0	17.0
3rd		863	Missy Moo	Shannon Dalton	Optimist Silver	SoPYC	3.0	1.0	3.0	6.5	2.0	4.0	(11.0)	1.0	(16.0 DNC)	47.5	20.5
4th		591	Smashed Up	Ashley Hurley	Optimist Silver	SoPYC	7.0	4.0	(10.0)	2.0	9.0	5.0	3.0	3.0	(12.0)	55.0	33.0
5th		701	Sonic Screwdriver	Ezra Kaye	Optimist Silver	FSC	(12.0)	(8.0)	6.0	3.0	4.0	6.0	8.0	5.0	8.0	60.0	40.0
6th		718	Golden Girl	Zane Sicree	Optimist Silver	FSC	6.0	5.0	4.0	6.5	6.0	3.0	(12.0)	(10.0)	10.0	62.5	40.5
7th		717	Albertross	Geordie Sicree	Optimist Silver	FSC	5.0	2.0	5.0	8.5	8.0	(12.0)	(10.0)	7.0	6.0	63.5	41.5
8th		867	Rigue El Espritu	Sam Weight	Optimist Silver	RFBYC	4.0	10.0	11.0	4.0	7.0	(14.0)	2.0	(12.0)	4.0	68.0	42.0
9th		767	Half Full	Drew Minto	Optimist Silver	SoPYC	8.0	3.0	9.0	(15.0)	(13.0)	8.0	7.0	9.0	2.0	74.0	46.0
10th		336	Tadpole	Aaron Wright	Optimist Silver	PFSYC	11.0	(16.0 DNF)	(15.0)	5.0	10.0 DNSO	11.0	9.0	6.0	1.0	84.0	53.0
11th		264	264	Kenny Power	Optimist Silver	PFSYC	13.0	11.0	7.0	(14.0)	(14.0)	9.0	5.0	11.0	3.0	87.0	59.0
12th		568	Shimmer	Anton Albrecht	Optimist Silver	FSC	10.0	12.0	8.0	(13.0)	11.0	7.0	6.0	(13.0)	11.0	91.0	65.0
13th		245	Chatterbox	Frederik Bjorksten	Optimist Silver	FSC	9.0	9.0	(14.0)	10.0	12.0	(13.0)	13.0	8.0	9.0	97.0	70.0
14th		526	Dome	Chelsea Bradford	Optimist Silver	MOFSC	(16.0 DNC)	(16.0 DNC)	12.0	8.5	10.0	10.0	16.0 DNC	14.0	13.0	115.5	83.5
15th		603	White Lightning	Olivia Wyndow	Optimist Silver	FSC	(16.0 DNC)	(16.0 DNC)	13.0	11.0	14.0	16.0 DNC	16.0 DNC	16.0 DNC	16.0 DNC	134.0	102.0

### RS:X Fleet

Sailed: 9, Discards: 2, To count: 7, Entries: 2, Scoring system: Appendix A

Rank	Nat	SailNo	Boat	HelmName	Fleet	Club	Race 1	Race 2	Race 3	Race 4	Race 5	Race 6	Race 7	Race 8	Race 9	Total	Nett
1st		31	AUS 31	Tim Gourlay	RS:X	FSC	(3.0 DNC)	(3.0 DNC)	3.0 DNC	3.0 DNC	3.0 DNC	1.0	1.0	2.0	3.0 DNC	22.0	16.0
2nd		693	The Grouch	Eamon Robertshaw	RS:X	FSC	(3.0 DNF)	(3.0 DNC)	3.0 DNC	3.0 DNC	3.0 DNC	3.0 DNF	3.0 DNF	1.0	3.0 DNC	25.0	19.0















## Ronstan Indian Ocean Dinghy Classic 2011 - Race Area 2

### Fremantle Sailing Club Junior & Dinghy Racing Section




#### 420 Fleet

Sailed: 8, Discards: 2, To count: 6, Entries: 12, Scoring system: Appendix A

Rank	Nat	SailNo	Boat	HelmName	CrewName	Fleet	Club	Race 1	Race 2	Race 3	Race 4	Race 5	Race 6	Race 7	R8	R9	Total	Nett
1st		54151	Lightning Jack	Will Boulden	Brodie Paino	420	FSC	(5.0)	(3.0)	2.0	2.0	1.0	1.0	2.0	1.0		17.0	9.0
2nd		54152	Manta	Carrie Smith	Ella Clark/Patrick Vos	420	FSC	(4.0)	1.0	1.0	4.0	4.0	4.0	(5.0)	2.0		25.0	16.0
3rd		51591	Novo Rapid	Lachy Gilmour	Tom Blaauw	420	RFBYC	(8.0)	4.0	(7.0)	1.0	2.0	6.0	3.0	3.0		34.0	19.0
4th		52970	Matricxk	Monique de Vries	Danielle Carr	420	FSC/SoPYC	1.0	2.0	4.0	(6.0)	5.0	3.0	(8.0)	4.0		33.0	19.0
5th		53153	Lafonda	Emerson Carlberg	Georgie Boulden	420	RFBYC	2.0	(8.0)	5.0	3.0	(9.0)	7.0	4.0	5.0		43.0	26.0
6th		51405	Barnacle Brothers	Sam Blackburn	Ben Harris	420	FSC	6.0	6.0	6.0	(7.0)	6.0	2.0	1.0	(8.0)		42.0	27.0
7th		51287	Bolt	Riley Skipworth	Niall Morrow	420	FSC	7.0	(9.0)	(9.0)	5.0	3.0	5.0	6.0	7.0		51.0	33.0
8th		52421	Aquaplane	Andrew Fowlie	Scott Hinton	420	SoPYC	(12.0)	5.0	8.0	8.0	8.0	8.0	7.0	(9.0)		65.0	44.0
9th		49083	Josalene	Douglas Campbell	Patrick Clyne	420	FSC/RFBYC	3.0	7.0	3.0	(13.0 DNC)	(13.0 DNC)	13.0 DNC	13.0 DNC	13.0 DNC		78.0	52.0
10th		48782	Defender	Wesley Kipling	Nicholas Cellerini	420	SoPYC	9.0	(13.0 DNC)	(13.0 DNC)	13.0 DNC	7.0	9.0	9.0	6.0		79.0	53.0
11th		50204	Southern Star	Luke Abbott	Hamish Puttman	420	MOFSC	(11.0)	(11.0)	10.0	9.0	10.0	10.0	10.0	10.0		81.0	59.0
12th		52435	Mercury	Carolina Townsend	Sabrina Campbell	420	RFBYC	10.0	10.0	11.0	10.0	(13.0 DNC)	(13.0 DNC)	13.0 DNC	13.0 DNC		93.0	67.0






#### 470 Fleet

Sailed: 8, Discards: 2, To count: 6, Entries: 3, Scoring system: Appendix A

Rank	Nat	SailNo	Boat	HelmName	CrewName	Fleet	Club	Race 1	Race 2	Race 3	Race 4	Race 5	Race 6	Race 7	R8	R9	Total	Nett
1st		618	618	Luke Ramsay	Mike Leigh	470	RVYC	(3.0)	1.0	1.0	(3.0)	1.0	1.0	2.0	1.0		13.0	7.0
2nd		1	Mac Daddy	Luke Morrison	Jack Morrison	470	SoPYC/FSC	1.0	(3.0)	(3.0)	1.0	3.0	3.0	1.0	2.0		17.0	11.0
3rd		4151	Tiger	Elise Rechichi	Belinda Stowell	470	FSC/RFBYC/RPYC	2.0	2.0	2.0	2.0	2.0	2.0	(4.0 DNS)	(4.0 DNC)		20.0	12.0

#### 505 Fleet

Sailed: 8, Discards: 2, To count: 6, Entries: 5, Scoring system: Appendix A

Rank	Nat	SailNo	Boat	HelmName	CrewName	Fleet	Club	Race 1	Race 2	Race 3	Race 4	Race 5	Race 6	Race 7	R8	R9	Total	Nett
1st		8588	Manta	Murray Smith	Wayne Roberts	505	FSC	3.0	1.0	2.0	3.0	(6.0 DNF)	1.0	1.0	(6.0 DNC)		23.0	11.0
2nd		8855	Occy	Mark Stowell	Mike Navarro/Ian Pinder	505	RFBYC	1.0	3.0	(5.0)	2.0	2.0	2.0	3.0	(6.0 DNC)		24.0	13.0
3rd		8968	Crimson Autograph	Matt Hansen	Anthony Dean	505	FSC/RFBYC	2.0	2.0	3.0	1.0	(6.0 DNC)	(6.0 DNC)	6.0 DNC	6.0 DNC		32.0	20.0
4th		8547	Angry Dragon	Brett Sharpe	David Castles	505	RFBYC	(6.0 DNC)	5.0	1.0	4.0	1.0	(6.0 OCS)	4.0	6.0 DNC		33.0	21.0
5th		8817	Tensing Norway	Michael Duffield	Shane Atwell	505	FSC	4.0	4.0	4.0	5.0	3.0	(6.0 OCS)	2.0	(6.0 DNC)		34.0	22.0

### Contender Fleet

Sailed: 8, Discards: 2, To count: 6, Entries: 7, Scoring system: Appendix A

Rank	Nat	SailNo	Boat	HelmName	Fleet	Club	Race 1	Race 2	Race 3	Race 4	Race 5	Race 6	Race 7	R8	R9	Total	Nett
1st		2530	Casual Attire	Clay Cook	Contender	RFBYC	(4.0)	1.0	1.0	(3.0)	1.0	1.0	1.0	1.0		13.0	6.0
2nd		2195	Engarde	Simon Barwood	Contender	RFBYC	2.0	(3.0)	3.0	2.0	(6.0)	3.0	2.0	2.0		23.0	14.0
3rd		2411	Cruisin	Ross Brennan	Contender	RFBYC	1.0	2.0	5.0	1.0	3.0	(8.0 DNF)	(8.0 DNC)	8.0 DNC		36.0	20.0
4th		2494	Crouching Tiger	Richard Shallcross	Contender	RFBYC	3.0	(4.0)	4.0	4.0	4.0	2.0	3.0	(8.0 DNC)		32.0	20.0
5th		2166	Why Not	Adam Brett	Contender	HYC	5.0	5.0	(6.0)	(6.0)	5.0	5.0	4.0	3.0		39.0	27.0
6th		2105	Mojo	Greg Barrington	Contender	RFBYC	(8.0 DNC)	(8.0 DNC)	2.0	5.0	2.0	4.0	8.0 DNC	8.0 DNC		45.0	29.0
7th		261	All Odd	Michael Edmonds	Contender	RFBYC	(8.0 DNF)	6.0	7.0	7.0	(8.0 DNC)	6.0	5.0	4.0		51.0	35.0

### Finn Fleet

Sailed: 8, Discards: 2, To count: 6, Entries: 2, Scoring system: Appendix A

Rank	Nat	SailNo	Boat	HelmName	Fleet	Club	Race 1	Race 2	Race 3	Race 4	Race 5	Race 6	Race 7	R8	R9	Total	Nett
1st		235	Hello Ladies II	Tim Castles	Finn	FSC	(1.0)	1.0	1.0	1.0	1.0	1.0	1.0	(3.0 DNC)		10.0	6.0
2nd		8	Helen	Anthony Wood	Finn	SoPYC	2.0	(3.0 OCS)	2.0	2.0	2.0	(3.0 DNS)	3.0 DNC	3.0 DNC		20.0	14.0

### Fireball Fleet











Sailed: 8, Discards: 2, To count: 6, Entries: 6, Scoring system: Appendix A

Rank	Nat	SailNo	Boat	HelmName	CrewName	Fleet	Club	Race 1	Race 2	Race 3	Race 4	Race 5	Race 6	Race 7	R8	R9	Total
1st		14217/S14782	Second Wind	Gordon Lucas	Jake Flintoff	Fireball	RPYC/RFBYC	(2.0)	1.0	(2.0)	1.0	1.0	2.0	1.0	1.0		11.0
2nd		15072	Lowrider	Jon Emonson	Max Puttman	Fireball	MOFSC	1.0	(3.0)	1.0	(2.0)	2.0	1.0	2.0	2.0		14.0
3rd		14747	Gattaca	Trevor Date	Darren Thomas	Fireball	MOFSC	3.0	2.0	3.0	(4.0)	(4.0)	3.0	3.0	3.0		25.0
4th		14571	Cowboys	Ally Boocock	Katie Mitchell	Fireball	MOFSC	(4.0)	4.0	4.0	3.0	3.0	4.0	4.0	(7.0 DNC)		33.0
5th		12762	Avalanche	Kevin Luff	Kate Lathouras	Fireball	MOFSC	(7.0 DNF)	(7.0 DNC)	5.0	5.0	5.0	7.0 DNS	7.0 DNC	7.0 DNC		50.0
6th		13199	Suspect the Butterfly	Gail Luff	Andrew Martin/Tegan Edwards	Fireball	MOFSC	(7.0 DNF)	(7.0 DNF)	6.0	7.0 DNF	7.0 DNF	7.0 DNS	7.0 DNC	7.0 DNC		55.0

### Laser Radial Fleet






Sailed: 8, Discards: 2, To count: 6, Entries: 15, Scoring system: Appendix A

Rank	Nat	SailNo	Boat	HelmName	Fleet	Club	Race 1	Race 2	Race 3	Race 4	Race 5	Race 6	Race 7	R8	R9	Total	Nett
1st		196889	Larriken	Caitlin Elks	Laser Radial	FSC	(4.0)	(5.0)	3.0	4.0	3.0	3.0	4.0	1.0		27.0	18.0
2nd		192576	The Italian Job	Martina Ciotti	Laser Radial	FSC	(9.0)	4.0	2.0	3.0	(16.0 DNS)	5.0	3.0	4.0		46.0	21.0
3rd		199049	Matrisen	Fina Kuikka	Laser Radial	GKSS	(16.0 DNC)	7.0	1.0	2.0	1.0	2.0	(16.0 DNF)	16.0 DNC		61.0	29.0
4th		196900	Florence	Dougal Hanson	Laser Radial	RFBYC	(10.0)	(9.0)	5.0	5.0	6.0	9.0	5.0	2.0		51.0	32.0
5th		143418	NFI	Arrik Fisk	Laser Radial	HYC	7.0	(12.0)	(9.0)	1.0	9.0 DNSO	4.0	7.0	7.0		56.0	35.0

6th		156728	Infinity	Ryk Batley	Laser Radial	SoPYC	5.0	6.0	7.0	7.0	7.0	(8.0)	(9.0)	6.0		55.0	38.0
7th		103604	Jaeger	Hunter Gillies	Laser Radial	RFBYC	8.0	(10.0)	6.0	6.0	9.0	(10.0)	8.0	5.0		62.0	42.0
8th		182974	Asterix	Andrew Brockis	Laser Radial	FSC	6.0	8.0	4.0	(16.0 DNC)	5.0	7.0	(16.0 DNC)	16.0 DNC		78.0	46.0
9th		197658	197658	Ali Young	Laser Radial	WPNSA	2.0	2.0	(16.0 DNC)	(16.0 DNC)	16.0 DNC	16.0 DNC	1.0	16.0 DNC		85.0	53.0
10th		201862	NED 201862	Marit Bouwmeester	Laser Radial		(16.0 DNC)	(16.0 DNC)	16.0 DNC	16.0 DNC	2.0	1.0	2.0	16.0 DNC		85.0	53.0
11th		193416	Gybe Bunny	David Tucker	Laser Radial	RFBYC	(16.0 DNC)	(16.0 DNC)	16.0 DNC	16.0 DNC	8.0	6.0	6.0	3.0		87.0	55.0
12th		174315	It's Hell	Gary Griffiths	Laser Radial	RPYC/FSC	(12.0)	(13.0)	10.0	9.0	10.0	11.0	10.0	8.0		83.0	58.0
13th		1	Neil Pryde Sailing	Sara Winther	Laser Radial	Takapuna BC	1.0	1.0	(16.0 DNC)	(16.0 DNC)	16.0 DNC	16.0 DNC	16.0 DNC	16.0 DNC		98.0	66.0
14th		184580	184580	Lisa Ross	Laser Radial	RNSYS	3.0	3.0	(16.0 DNC)	(16.0 DNC)	16.0 DNC	16.0 DNC	16.0 DNC	16.0 DNC		102.0	70.0
15th		151985	Gaps	Harrison Campbell	Laser Radial	RPYC	11.0	11.0	8.0	8.0	(16.0 DNC)	(16.0 DNC)	16.0 DNC	16.0 DNC		102.0	70.0


### Laser Standard Fleet

Sailed: 8, Discards: 2, To count: 6, Entries: 5, Scoring system: Appendix A

Rank	Nat	SailNo	Boat	HelmName	Fleet	Club	Race 1	Race 2	Race 3	Race 4	Race 5	Race 6	Race 7	R8	R9	Total	Nett
1st		170558	Sea Shepherd	Ian Campbell	Laser Standard	FSC	1.0	(2.0)	1.0	1.0	(6.0 DNF)	1.0	1.0	1.0		14.0	6.0
2nd		156758	Bad Face	Bruce Utting	Laser Standard	HYC	2.0	1.0	3.0	(6.0 DNC)	1.0	2.0	2.0	(6.0 DNC)		23.0	11.0
3rd		193116	Eik Gretia	David Glover	Laser Standard	SoPYC	(5.0)	4.0	2.0	2.0	4.0	(5.0)	3.0	3.0		28.0	18.0
4th		199087	Lizard Drinking	Geert Buters	Laser Standard	SoPYC	4.0	(5.0)	4.0	3.0	2.0	4.0	(5.0)	2.0		29.0	19.0
5th		151987	Recalcitrant	Harley Dymond	Laser Standard	HYC	3.0	3.0	5.0	(6.0 DNC)	3.0	3.0	4.0	(6.0 DNC)		33.0	21.0


### Musto Fleet

Sailed: 6, Discards: 1, To count: 5, Entries: 1, Scoring system: Appendix A

Rank	Nat	SailNo	Boat	HelmName	Fleet	Club	Race 1	Race 2	Race 3	Race 4	Race 5	Race 6	Race 7	R8	R9	Total	Nett
1st		245	245	Chris Sutherland	Musto	FSC	1.0	1.0	1.0	1.0	1.0	(2.0 DNS)				7.0	5.0

### RS 100 Fleet

Sailed: 8, Discards: 2, To count: 6, Entries: 1, Scoring system: Appendix A










Rank	Nat	SailNo	Boat	HelmName	Fleet	Club	Race 1	Race 2	Race 3	Race 4	Race 5	Race 6	Race 7	R8	R9	Total	Nett
1st		242	Anakin	Daniel Medd	RS 100	RFBYC	(1.0)	1.0	1.0	1.0	(2.0 DNF)	1.0	1.0	1.0		9.0	6.0

# Ronstan Indian Ocean Dinghy Classic 2011 - Laser Masters

## Fremantle Sailing Club Junior & Dinghy Racing Section

### Laser Masters

Sailed: 6, Discards: 1, To count: 5, Entries: 9, Scoring system: Appendix A

Rank	Nat	SailNo	Boat	HelmName	Fleet	Club	Race 1	Race 2	Race 3	Race 4	Race 5	Race 6	Total	Nett
1st		170558	Sea Shepherd	Ian Campbell	Laser Standard	FSC	1.0	2.0	1.0	(10.0 DNF)	1.0	1.0	16.0	6.0
2nd		156758	Bad Face	Bruce Utting	Laser Standard	HYC	2.0	1.0	(3.0)	1.0	2.0	2.0	11.0	8.0
3rd		182974	Asterix	Andrew Brockis	Laser Radial	FSC	4.0	4.0	5.0	2.0	5.0	(10.0 DNC)	30.0	20.0
4th		151987	Recalcitrant	Harley Dymond	Laser Standard	HYC	5.0	5.0	(8.0)	5.0	3.0	4.0	30.0	22.0
5th		156728	Infinity	Ryk Batley	Laser Radial	SoPYC	3.0	3.0	(7.0)	4.0	6.0	7.0	30.0	23.0
6th		199087	Lizard Drinking	Geert Buters	Laser Standard	SoPYC	(7.0)	7.0	4.0	3.0	4.0	5.0	30.0	23.0
7th		193116	Eik Gretia	David Glover	Laser Standard	SoPYC	(8.0)	6.0	2.0	6.0	7.0	3.0	32.0	24.0
8th		103604	Jaeger	Hunter Gillies	Laser Radial	RFBYC	6.0	(8.0)	6.0	7.0	8.0	6.0	41.0	33.0
9th		174315	It's Hell	Gary Griffiths	Laser Radial	RPYC/FSC	(9.0)	9.0	9.0	8.0	9.0	8.0	52.0	43.0