

































## ZHIK 470 OPEN AUSTRALIAN CHAMPIONSHIP

### Overall

Sailed: 9, Discards: 1, To count: 8, Entries: 40, Scoring system: Appendix A

Rank	Nat	SailNo	HelmName	CrewName	Division	Race 1 20/11/2011	Race 2 20/11//2011	Race 3 21/11/2011	Race 4 21/11/2011	Race 5 22/11/2011	Race 6 22/11/2011	Race 7 23/11/11	Race 8 23/11/11	Race 9 24/11/2011	Total	Nett
1st		AUS 11	Mathew Belcher	Malcolm Page	Men	1.0	1.0	1.0	1.0	(22.0)	8.0	1.0	2.0	10.0	47.0	25.0
2nd		JPN 4	Ryunosuke Harada	Yugo Yoshida	Men	4.0	2.0	14.0	(21.0)	2.0	1.0	3.0	9.0	1.0	57.0	36.0
3rd		USA 1713	Stuart McNay	Graham Biehl	Men	2.0	3.0	2.0	5.0	(17.0)	10.0	6.0	6.0	4.0	55.0	38.0
4th		AUS 13	Sam Kivell	Will Ryan	Men	3.0	(18.0)	5.0	4.0	4.0	7.0	10.0	4.0	3.0	58.0	40.0
5th		NZL 212	Paul Snow-Hansen	Jason Saunders	Men	5.0	5.0	8.0	(22.0)	1.0	6.0	4.0	1.0	11.0	63.0	41.0
6th		NED 1	Sven Coster	Kalle Coster	Men	8.0	4.0	3.0	10.0	3.0	3.0	9.0	(19.0)	5.0	64.0	45.0
7th		JPN 4151	Ai Kondo	Wakako Tabata	Women	17.0	12.0	24.0	(25.0)	9.0	4.0	7.0	3.0	17.0	118.0	93.0
8th		NZL 75	Jo Aleh	Polly Powrie	Women	12.0	11.0	13.0	23.0	5.0	(41.0 BFD)	11.0	26.0	2.0	144.0	103.0
9th		ISR 311	Gill Cohen	Vered Boskila	Women	14.0	25.0	18.0	13.0	10.0	20.0	2.0	(41.0 DNF)	8.0	151.0	110.0
10th		ESP 9	Onan Barreiros	Aaron Sarmiento	Men	6.0	23.0	17.0	7.0	14.0	15.0 DNSO	(41.0 BFD)	22.0	6.0	151.0	110.0

			Rodriguez	Padilla												
11th		GER 55	Jan Jasper Wagner	Tobias Bolduan	Men	16.0	21.0	23.0	15.0	8.0	12.0	13.0	10.0	(41.0 DNF)	159. 0	118. 0
12th		CAN 618	Luke Ramsay	Mike Leigh	Men	24.0	(37.0)	7.0	17.0	20.0	2.0	14.0	16.0	19.0	156. 0	119. 0
13th		AUS 5	Matthew Crawford	Robert Crawford	Men & Junior	15.0	9.0	11.0	14.0	16.0	15.0	17.0	24.0	(26.0)	147. 0	121. 0
14th		JPN 4271	Yuya Ishikawa	Shoichi Yanagawa	Men	13.0	10.0	(29.0)	9.0	23.0	24.0	22.0	15.0	13.0	158. 0	129. 0
15th		AUS 6	Alexander Conway	Patrick Conway	Men	23.0	13.0	4.0	18.0	(33.0)	14.0	27.0	21.0	21.0	174. 0	141. 0
16th		NED 77	Steven Le Fevre	Steven Krol	Men	(41.0 DNF)	8.0	6.0	3.0	7.0	41.0 DNS	21.0	17.0	41.0 DNF	185. 0	144. 0
17th		JPN 4423	Hiroki Maeda	Eisuke Noro	Men	19.0	16.0	9.0	16.0	13.0	19.0	28.0	28.0	(29.0)	177. 0	148. 0
18th		USA 81	Adam Roberts	Nick Martin	Men	22.0	26.0	19.0	11.0	19.0	13.0	(41.0 BFD)	13.0	25.0	189. 0	148. 0
19th		RSA 10	Asenathi Jim	Roger Hudson	Men	20.0	(41.0 DNF)	33.0 DNSO	26.0	11.0	16.0	19.0	5.0	20.0	191. 0	150. 0
20th		NED 11	Lisa Westerhof	Lobke Berkhout	Women	9.0	7.0	21.0	8.0	6.0	(41.0 DNS)	41.0 BFD	18.0	41.0 DNC	192. 0	151. 0
21st		JPN 4321	Yuka Yoshisako	Noriko Okuma	Women	26.0	17.0	20.0	(28.0)	21.0	11.0	18.0	27.0	18.0	186. 0	158. 0
22nd		AUS 1	Elise Rechichi	Belinda Stowell	Women	(41.0 DNF)	41.0 DNC	34.0	24.0	18.0	18.0	5.0	8.0	12.0	201. 0	160. 0
23rd		FRA 27	Sofian Bouvet	Vincent Guillarm	Men	11.0	6.0	15.0	2.0	(41.0 DNF)	41.0 DNS	12.0	41.0 DNS	41.0 DNC	210. 0	169. 0
24th		BRA 187	Martine Grael	Isabel Swan	Women	21.0	29.0	(41.0 DNS)	33.0	35.0	17.0	15.0	12.0	7.0	210. 0	169. 0
25th		AUS 14	Max Taylor	Tim Hannah	Men	(41.0 DNSO)	27.0	12.0	31.0	28.0	22.0	26.0	11.0	15.0	213. 0	172. 0
26th		NZL 220	Luke Stevenson	Sam Bullock	Men	31.0	32.0	22.0	12.0	24.0	9.0	23.0	(41.0 DNF)	24.0	218. 0	177. 0
27th		FRA 7	Nicolas Charbonnier	Jeremie Mion	Men	7.0	22.0	16.0	6.0	(41.0 DNF)	41.0 DNS	8.0	41.0 DNS	41.0 DNC	223. 0	182. 0

28th		AUS 17	Angus Galloway	Alexander Gough	Men & Junior	(32.0)	14.0	32.0	29.0	26.0	23.0	24.0	23.0	14.0	217.0	185.0
29th		USA 1736	Amanda Clark	Sarah Lihan	Women	27.0	19.0	36.0	27.0	12.0	25.0	25.0	(41.0 DNF)	30.0	242.0	201.0
30th		AUS 3	Scott Cotton	Robert Size	Men	33.0	30.0	30.0	(41.0 DNF)	29.0	21.0	41.0 BFD	7.0	22.0	254.0	213.0
31st		NZL 206	James Turner	Matthew Jones	Men	30.0	15.0	26.0	20.0	31.0	29.0	(41.0 BFD)	41.0 DNF	23.0	256.0	215.0
32nd		AUS 22	Luke Morrison	Jack Morrison	Men	(35.0)	28.0	33.0	32.0	27.0	26.0	29.0	14.0	27.0	251.0	216.0
33rd		AUS 12	Sasha Ryan	Chelsea Hall	Women & Junior	25.0	34.0	(41.0 DNC)	41.0 DNC	30.0	32.0	20.0	20.0	16.0	259.0	218.0
34th		USA 1757	Erin Maxwell	Isabelle Farrar	Women	18.0	20.0	27.0	30.0	15.0	27.0	(41.0 DNC)	41.0 DNC	41.0 DNC	260.0	219.0
35th		GER 61	Tina Lutz	Susann Beuke	Women	28.0	31.0	25.0	34.0	32.0	28.0	16.0	(41.0 DNF)	31.0	266.0	225.0
36th		GER 21	Kathrin Kadelbach	Rike Belcher	Women	29.0	24.0	31.0	19.0	(41.0 DNC)	41.0 DNC	41.0 DNC	41.0 DNC	9.0	276.0	235.0
37th		AUS 373	Matthew Taylor	Benjamin Taylor	Men	34.0	35.0	35.0	35.0	25.0	31.0	(41.0 BFD)	25.0	28.0	289.0	248.0
38th		FRA 44	Pierre Leboucher	Vincent Garos	Men	10.0	36.0	10.0	(41.0 DNF)	41.0 DNSO	41.0 DNS	41.0 BFD	41.0 DNS	41.0 DNC	302.0	261.0
39th		AUS 2	Karl Bromfield	Neal Bromfield	Men & Junior	37.0	33.0	37.0	36.0	34.0	30.0	(41.0 BFD)	41.0 DNF	32.0	321.0	280.0
40th		AUS 4	Aurora Paterson	Tara Mc Call	Women	(41.0 DNF)	41.0 DNF	41.0 DNSO	41.0 DNS	36.0	33.0	30.0	41.0 DNF	33.0	337.0	296.0